

# Hartly

Stone Harbor Series

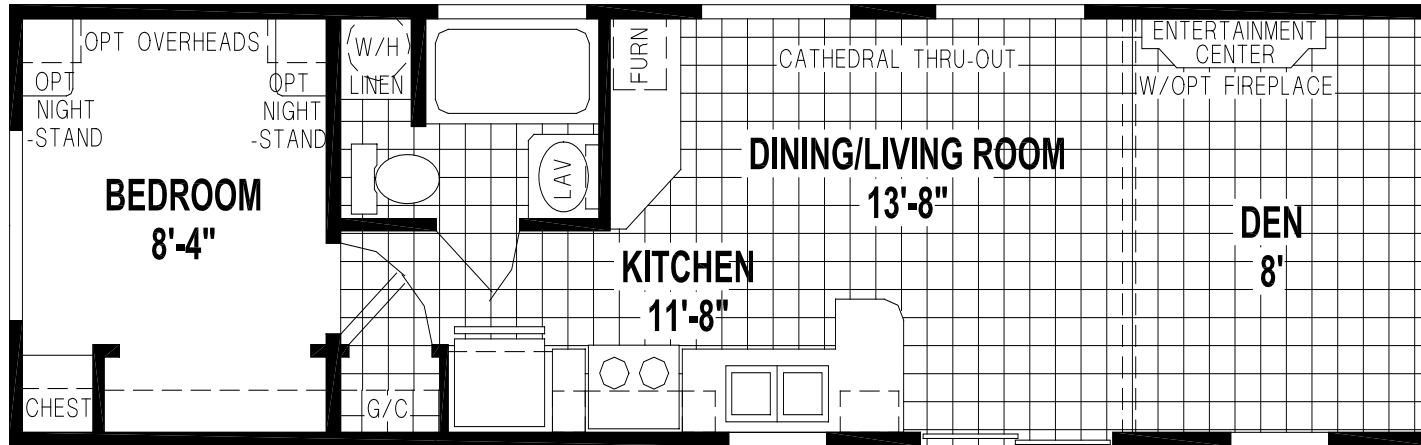


# Factory Expo

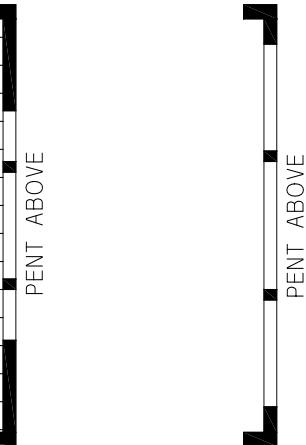
PARK MODEL HOMES

**Park Model**  
**1 Bedroom, 1 Bath**  
**Approx. 399 Sq. Ft.**

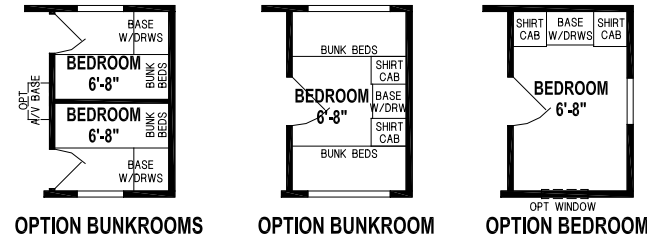
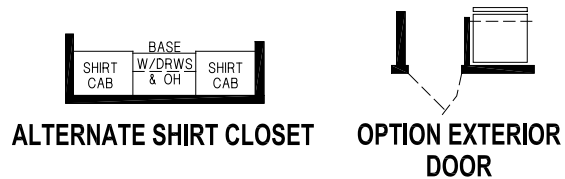
Last Updated: 5-16-17



SLIDING GLASS DOOR



## OPTION ENDWALL WINDOWS



Factory Expo Home Centers  
 77 Horseshoe Road  
 Leola, PA 17540

I authorize Factory Expo to build my house, per this plan.

X \_\_\_\_\_  
 Customer Signature/Date

1-800-620-3759

LE.ParkModelsDirect.com

1-800-620-3759

LE.ParkModelsDirect.com

Important: Due to our policy of constant improvement, all information in our brochures may vary from actual home. The right is reserved to make changes at any time, without notice or obligation, in colors, materials, specifications, processes, and models. All dimensions and square footage calculations are nominal and approximate figures. Please check with your sales person for specific and current information.